



## **CITY OF HOSCHTON**

**FY2021**

**Adopted Budget  
December 21, 2020**

**City of Hoschton**  
**FYE 2021 Adopted Budget**  
**December 21, 2020**

	FYE 2019 Actual	FYE 2020 YTD (Oct)	FYE 2020 Annualized	FYE 2020 Budget - Adopted	FYE 2021 Proposed Budget
<b><i>Fund 100 - General Fund</i></b>					
Taxes	610,753	507,045	586,336	543,599	662,400
Licenses and Permits	447,541	665,526	797,391	425,800	748,800
Intergovernmental Revenues	-	-	-	-	-
Charges for Services	456,502	429,168	515,002	703,100	395,600
Investment Income	792	1,191	1,429	1,000	12,800
Contributions and Donations	-	-	-	-	-
Miscellaneous	26,199	15,037	18,045	17,000	44,305
<b>Subtotal General Fund Revenues</b>	<b>1,541,787</b>	<b>1,617,967</b>	<b>1,918,203</b>	<b>1,690,500</b>	<b>1,863,905</b>
Fund Balance - (Surplus) Use	-	-	-	(240,125)	(222,280)
<b>Total General Fund Revenues</b>	<b>1,541,787</b>	<b>1,617,967</b>	<b>1,918,203</b>	<b>1,450,375</b>	<b>1,641,625</b>
General Government	377,899	317,411	444,597	475,500	406,900
Executive	12,685	70,139	84,167	72,900	98,550
Facilities	-	59,023	70,828	89,000	428,400
Municipal Court	-	-	-	7,500	5,000
Police Department	-	-	-	-	89,250
Public Works	256,235	91,386	109,663	158,500	345,500
Culture and Recreation	59,589	31,865	38,238	17,300	46,100
Building Inspections	-	-	-	-	130,650
Planning and Zoning	452,623	466,186	550,495	629,675	91,275
Interfund Transfers					
To Water Fund	25,008	-	-	-	-
<b>Total General Fund Expenditures</b>	<b>1,184,040</b>	<b>1,036,010</b>	<b>1,297,987</b>	<b>1,450,375</b>	<b>1,641,625</b>
<b>Net Revenues over Expenditures</b>	<b>357,747</b>	<b>581,957</b>	<b>620,216</b>	<b>-</b>	<b>-</b>

**City of Hoschton**  
**FYE 2021 Adopted Budget**  
**December 21, 2020**

	FYE 2019 Actual	FYE 2020 YTD (Oct)	FYE 2020 Annualized	FYE 2020 Budget - Adopted	FYE 2021 Proposed Budget
<b><i>Fund 250 - Multiple Grants Fund</i></b>					
Revenues	4,514	110,256	110,256	32,000	58,000
Expenditures	29,522	110,256	110,256	32,000	58,000
Surplus/(Deficit)	(25,008)	-	-	-	-
<b><i>Fund 320 &amp; 321 - Special Local Option Sales Tax (SPLOST) Funds</i></b>					
Revenues	270,968	194,525	233,430	175,000	175,000
Expenditures	515,008	175,000	175,000	175,000	175,000
Surplus/(Deficit)	(244,040)	19,525	58,430	-	-
<b><i>Fund 355 - Impact Fees Fund</i></b>					
Revenues	-	-	-	-	868,836
Expenditures	-	-	-	-	868,836
Surplus/(Deficit)	-	-	-	-	-
<b><i>Fund 505 - Water and Sewer Fund</i></b>					
Revenues	3,252,002	2,694,699	3,023,785	7,106,185	8,508,836
Expenditures	2,547,732	2,456,305	2,904,887	7,106,185	8,508,836
Surplus/(Deficit)	704,270	238,394	118,897	-	-
<b><i>Fund 540 - Solid Waste Fund</i></b>					
Revenues	-	-	-	-	185,000
Expenditures	-	-	-	-	185,000
Surplus/(Deficit)	-	-	-	-	-

**City of Hoschton**  
**FYE 2021 Adopted Budget**  
**December 21, 2020**

Revenue Detail	FYE 2019 Actual	FYE 2020 YTD (Oct)	FYE 2020 Annualized	FYE 2020 Budget - Adopted	FYE 2021 Proposed Budget
31.1710 Franchise taxes-Electric	93,208	50,235	60,282	78,800	90,000
31.1730 Franchise taxes-Gas	8,489	4,762	5,715	7,500	10,000
31.1750 Franchise taxes-Television Cable	21,615	14,340	17,208	20,000	22,900
31.1760 Franchise taxes-Telephone	8,700	4,994	5,993	10,000	10,000
31.3100 Local option sales/use taxes	305,436	271,244	325,493	270,000	352,800
31.4200 Alcoholic beverage excise taxes	30,201	24,167	29,000	25,000	30,600
31.4201 Energy excise taxes	13,687	10,134	12,161	15,000	13,600
31.6100 Business and occupation taxes	16,892	15,255	18,306	16,300	16,000
31.6200 Insurance premium taxes	105,888	110,589	110,589	100,000	115,000
31.6300 Financial institutions taxes	5,869	-	-	-	-
32.4100 Business license penalty	769	1,325	1,590	1,000	1,500
33.4200 Operating-non categorical	-	-	-	-	-
32.1100 Alcoholic beverage licenses	8,800	6,200	6,200	14,000	11,000
32.1220 Insurance	6,575	6,725	8,070	6,800	6,800
32.2200 Building and signs	427,114	636,317	763,580	390,000	716,000
32.2210 Zoning and land use	5,052	16,284	19,540	15,000	15,000
34.1300 Planning and development fees	324,185	269,057	322,868	650,000	250,000
34.1600 Motor vehicle tag collection	66,091	69,939	83,927	36,000	75,000
34.1910 Election qualifying fee	72	126	151	-	500
34.7200 Fall Festival	33,330	29,335	35,202	-	30,000
34.7201 Hoschton special events	2,507	3,135	3,762	7,000	5,000
34.9100 Cemetery fees	30,140	57,585	69,102	10,000	35,000
34.9300 Bad check fees	177	(9)	(11)	100	100
36.1000 Interest revenues	792	1,191	1,429	1,000	12,800
37.1000 Contributions and Donations	-	-	-	-	-
38.0000 Miscellaneous revenue	3,934	2,156	2,587	1,000	2,000
38.1001 Depot	15,425	12,191	14,629	14,000	15,000
38.1002 City square building	4,390	690	828	2,000	2,000
39.1004 Transfers In-Impact Fee Fund	-	-	-	-	25,305
39.2100 Sale of assets	2,450	-	-	-	-
<b>Subtotal Revenues</b>	<b>1,541,787</b>	<b>1,617,966</b>	<b>1,918,202</b>	<b>1,690,499</b>	<b>1,863,905</b>
<b>Fund Balance - (Surplus) Use</b>	<b>-</b>	<b>-</b>	<b>-</b>	<b>(240,125)</b>	<b>(222,280)</b>
<b>Total Revenues</b>	<b>1,541,787</b>	<b>1,617,966</b>	<b>1,918,202</b>	<b>1,450,374</b>	<b>1,641,625</b>

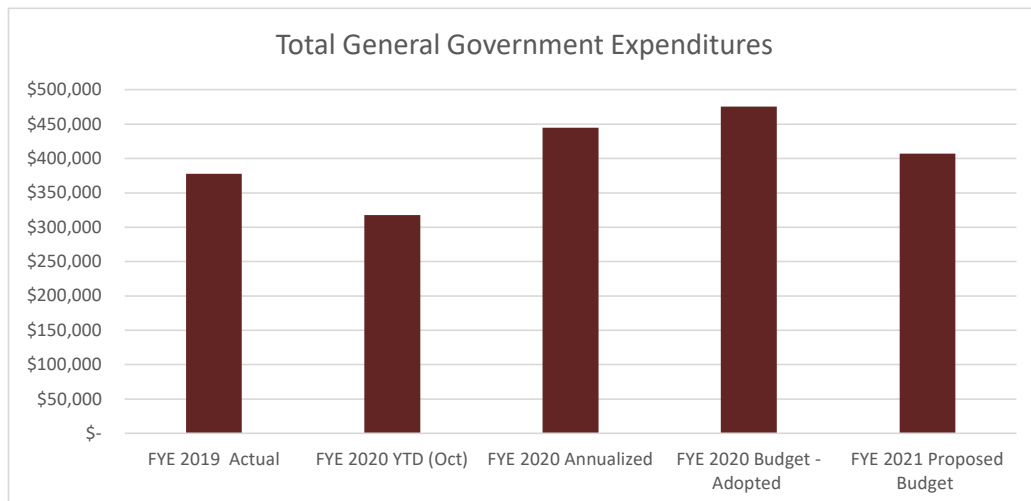
**FYE 2021 Adopted Budget Summary  
Personal Services by Department**

	<b>General</b>			<b>Public</b>	<b>Building</b>							
	<b>Government</b>	<b>Executive</b>	<b>Police</b>	<b>Works</b>	<b>Inspections</b>	<b>Total</b>		<b>Wastewater</b>	<b>Water</b>	<b>Total</b>		<b>Total</b>
Reg/On-call/OT/Sick/												
511100 Vacation/Holiday	87,200	52,000	21,000	95,900	85,200	\$ 341,300		151,200	222,600	\$ 373,800		\$ 715,100
511100						\$ -				\$ -		\$ 715,100
512100 Group Insurance	7,900	12,000	3,000	18,000	6,000	\$ 46,900		16,900	29,500	\$ 46,400		\$ 93,300
512200 SS/Medicare	6,000	3,600	1,300	6,600	5,800	\$ 23,300		9,400	14,300	\$ 23,700		\$ 47,000
512400 Retirement	2,300	1,300	500	2,600	2,300	\$ 9,000		3,700	5,600	\$ 9,300		\$ 18,300
512700 Workers Comp	1,200	700	300	1,300	1,200	\$ 4,700		1,800	2,800	\$ 4,600		\$ 9,300
512905 Other EE Benefits	2,400	-	-	-	-	\$ 2,400		1,200	1,200	\$ 2,400		\$ 4,800
	<u>107,000</u>	<u>69,600</u>	<u>26,100</u>	<u>124,400</u>	<u>100,500</u>	<u>\$ 427,600</u>		<u>184,200</u>	<u>276,000</u>	<u>\$ 460,200</u>		<u>\$ 887,800</u>

**City of Hoschton**  
**FYE 2021 Adopted Budget**  
**December 21, 2020**

**General Government**

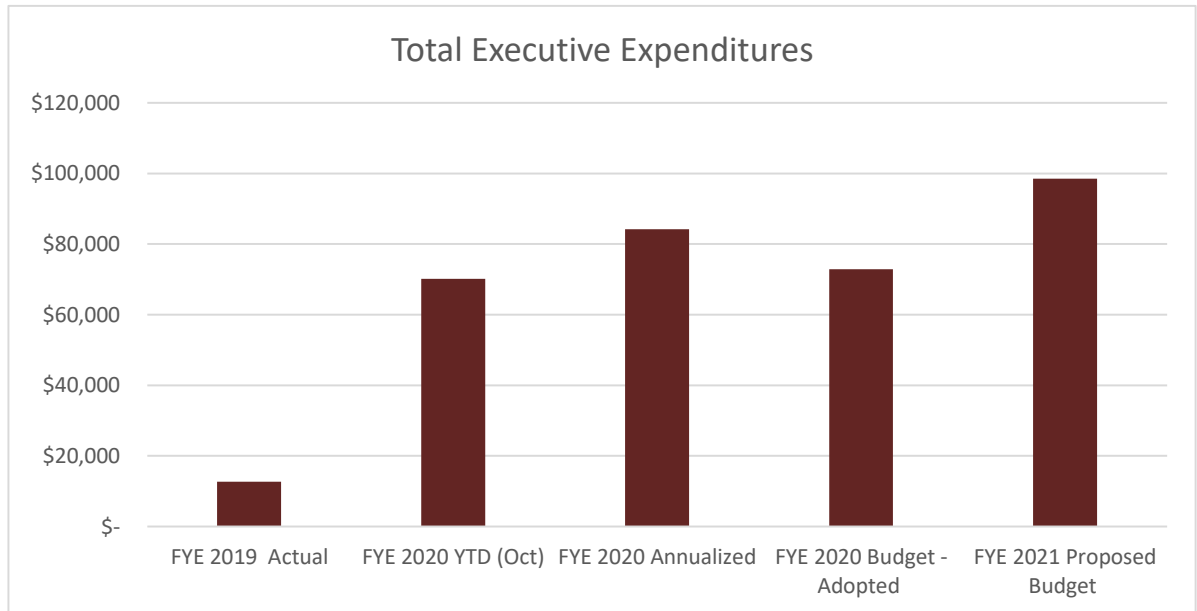
Account Description		FYE 2019 Actual	FYE 2020 YTD (Oct)	FYE 2020 Annualized	FYE 2020 Budget - Adopted	FYE 2021 Proposed Budget
1000-51.1100	Regular employees	54,814	33,684	47,684	71,300	87,200
1000-51.2100	Group insurance	2,661	494	699	6,000	7,900
1000-51.2200	Social Security (FICA) contributions	5,209	3,274	4,634	5,600	6,000
1000-51.2400	Retirement contributions	1,188	460	651	2,200	2,300
1000-51.2700	Workers' compensation	2,789	1,273	1,802	1,200	1,200
1000-51.2900	Other employee benefits	2,748	-	-	2,400	2,400
1000-52.1100	Official/administrative	-	15,588	23,382	-	-
1000-52.1200	Professional	173,697	107,595	161,393	231,000	181,000
1000-52.1300	Technical	-	17,700	26,550	15,600	10,100
1000-52.2110	Disposal	196	-	-	-	-
1000-52.2130	Custodial	9,125	-	-	-	-
1000-52.2140	Lawn care	6,892	-	-	-	-
1000-52.2200	Repairs/maintenance	10,709	14,596	21,894	55,000	5,000
1000-52.2320	Rental-equip/vehicles	2,964	3,584	5,376	2,600	2,600
1000-52.3100	Insurance, other than employee benefits	11,588	12,779	12,779	11,600	14,100
1000-52.3200	Communications	11,499	10,849	16,273	9,000	14,000
1000-52.3300	Advertising	4,930	2,628	3,942	4,000	4,000
1000-52.3400	Printing and binding	979	382	573	1,000	1,000
1000-52.3500	Travel	3,265	2,994	4,491	3,000	1,000
1000-52.3600	Dues and fees	9,555	10,291	15,437	24,700	38,200
1000-52.3700	Education and training	3,957	300	450	3,800	2,200
1000-52.3850	Contract labor	-	3,012	4,519	-	-
1000-52.3900	Other	-	22,650	22,650	500	500
1000-53.1100	Supplies and materials	15,669	30,290	45,435	15,000	20,000
1000-53.1220	Natural gas	389	-	-	-	-
1000-53.1270	Gasoline	-	-	-	-	700
1000-53.1300	Food	3,020	1,990	2,985	3,000	1,000
1000-53.1600	Small Equipment	3,550	-	-	7,000	4,500
1000-54.1300	Buildings and improvements	36,507	-	-	-	-
1000-54.2500	Other equipment	-	3,500	3,500	-	-
1000-57.3000	Payments to others	-	17,500	17,500	-	-
<b>Total General Government Expenditures</b>		<b>377,899</b>	<b>317,411</b>	<b>444,597</b>	<b>475,500</b>	<b>406,900</b>



**City of Hoschton**  
**FYE 2021 Adopted Budget**  
**December 21, 2020**

**Executive**

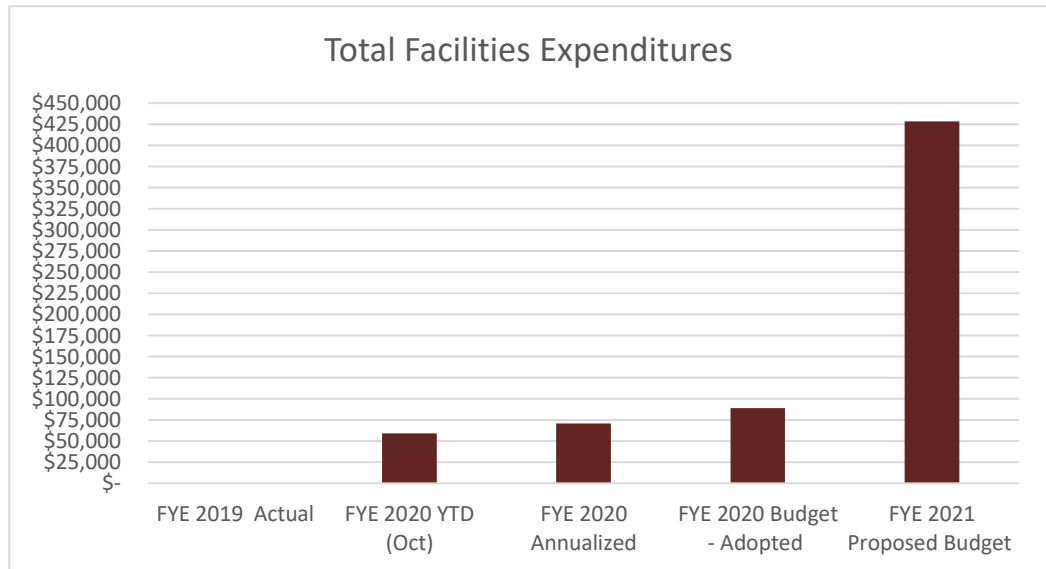
Account Description	FYE 2019 Actual	FYE 2020 YTD (Oct)	FYE 2020 Annualized	FYE 2020 Budget - Adopted	FYE 2021 Proposed Budget
1300-51.1100 Regular employees	2,282	31,124	37,349	31,500	52,000
1300-51.2100 Group insurance	-	4,828	5,793	3,000	12,000
1300-51.2200 Social Security (FICA) contributions	-	2,449	2,939	2,500	3,600
1300-51.2400 Retirement contributions	-	783	939	900	1,300
1300-51.2700 Workers' compensation	-	435	522	500	700
1300-52.1200 Professional services	-	14,495	17,394	-	-
1300-52.3400 Printing and binding	101	190	228	1,000	1,000
1300-52.3500 Travel	677	3,274	3,929	15,750	15,750
1300-52.3600 Dues and fees	625	675	810	-	-
1300-52.3700 Education and training	2,530	7,840	9,408	7,800	7,800
1300-52.3850 Contract Labor	6,200	960	1,152	8,700	-
1300-53.1100 Supplies and materials	-	1,674	2,009	200	2,000
1300-53.1300 Food	270	312	374	500	500
1300-53.1400 Books and periodicals	-	-	-	150	150
1300-53.1600 Small equipment	-	1,100	1,320	400	1,750
<b>Total Executive Expenditures</b>	<b>12,685</b>	<b>70,139</b>	<b>84,167</b>	<b>72,900</b>	<b>98,550</b>



**City of Hoschton**  
**FYE 2021 Adopted Budget**  
**December 21, 2020**

**Facilities**

Account Description	FYE 2019 Actual	FYE 2020 YTD (Oct)	FYE 2020 Annualized	FYE 2020 Budget - Adopted	FYE 2021 Proposed Budget
1565-52.1300 Technical	-	560	672	200	1,100
1565-52.2130 Custodial	-	9,865	11,837	10,000	13,000
1565-52.2140 Lawn care	-	13,513	16,215	11,100	11,100
1565-52.2200 Repairs/maintenance	-	2,676	3,211	32,000	8,000
1565-52.2320 Rental-equip/vehicles	-	210	252	2,000	2,000
1565-53.1100 Supplies and materials	-	-	-	-	3,000
1565-53.1220 Natural gas	-	995	1,194	1,400	1,400
1565-53.1230 Electricity	-	31,204	37,445	32,300	38,800
1565-54.1300 Buildings	-	-	-	-	350,000
<b>Total Facilities Expenditures</b>	<b>-</b>	<b>59,023</b>	<b>70,828</b>	<b>89,000</b>	<b>428,400</b>

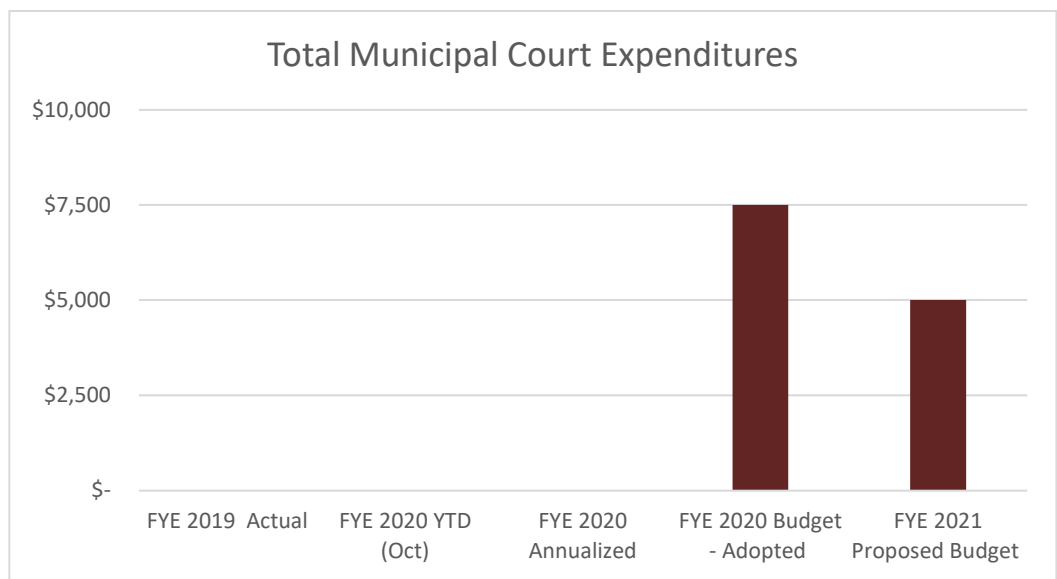




**City of Hoschton**  
**FYE 2021 Adopted Budget**  
**December 21, 2020**

***Municipal Court***

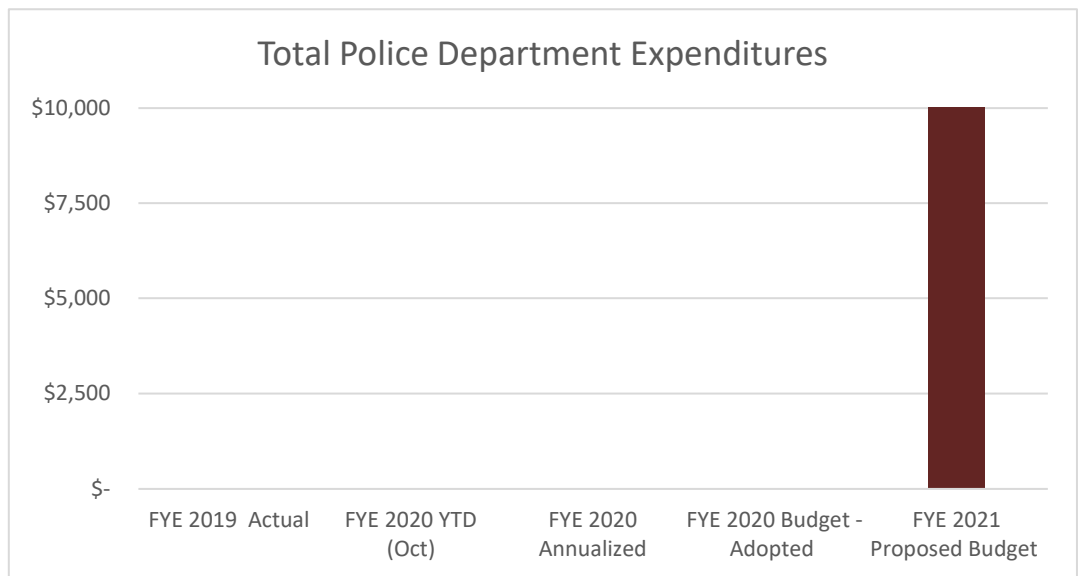
<b>Account Description</b>	<b>FYE</b>			<b>FYE 2020</b>	<b>FYE 2021</b>
	<b>2019 Actual</b>	<b>FYE 2020 YTD (Oct)</b>	<b>FYE 2020 Annualized</b>	<b>Budget - Adopted</b>	<b>Proposed Budget</b>
2650-52.1200 Professional	-	-	-	4,000	2,100
2650-52.1300 Technical	-	-	-	2,000	1,500
2650-52.3700 Education and training	-	-	-	-	800
2650-53.1100 Supplies and materials	-	-	-	1,500	600
<b>Total Municipal Court Expenditures</b>	-	-	-	<b>7,500</b>	<b>5,000</b>



**City of Hoschton**  
**FYE 2021 Adopted Budget**  
**December 21, 2020**

***Police Department***

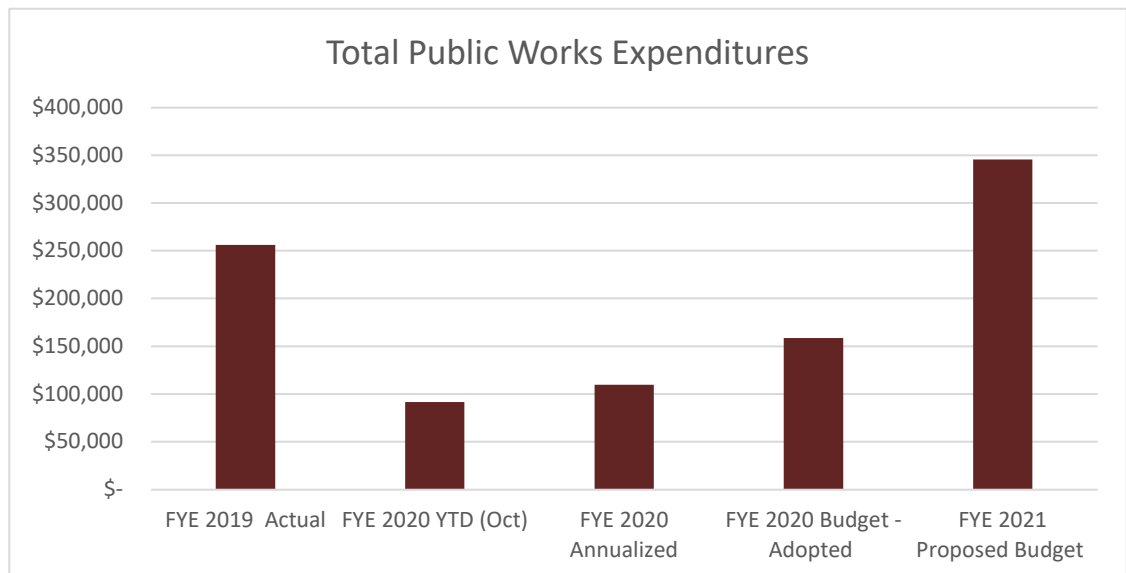
<b>Account Description</b>	<b>FYE 2019 Actual</b>	<b>FYE 2020 YTD (Oct)</b>	<b>FYE 2020 Annualized</b>	<b>FYE 2020 Budget - Adopted</b>	<b>FYE 2021 Proposed Budget</b>
3200-51.0000 Regular employees	-	-	-	-	21,000
3200-51.2100 Group insurance	-	-	-	-	3,000
3200-51.2200 Social Security (FICA) contributions	-	-	-	-	1,300
3200-51.2400 Retirement contributions	-	-	-	-	500
3200-51.2700 Workers' compensation	-	-	-	-	300
3200-52.2200 Repairs/maintenance	-	-	-	-	500
3200-53.1100 Supplies and materials	-	-	-	-	3,150
3200-53.1270 Gasoline	-	-	-	-	1,500
3200-54.2200 Vehicles	-	-	-	-	38,000
3200-54.2500 Other Equipment	-	-	-	-	20,000
<b>Total Police Department Expenditures</b>	-	-	-	-	<b>89,250</b>



**City of Hoschton**  
**FYE 2021 Adopted Budget**  
**December 21, 2020**

**Public Works**

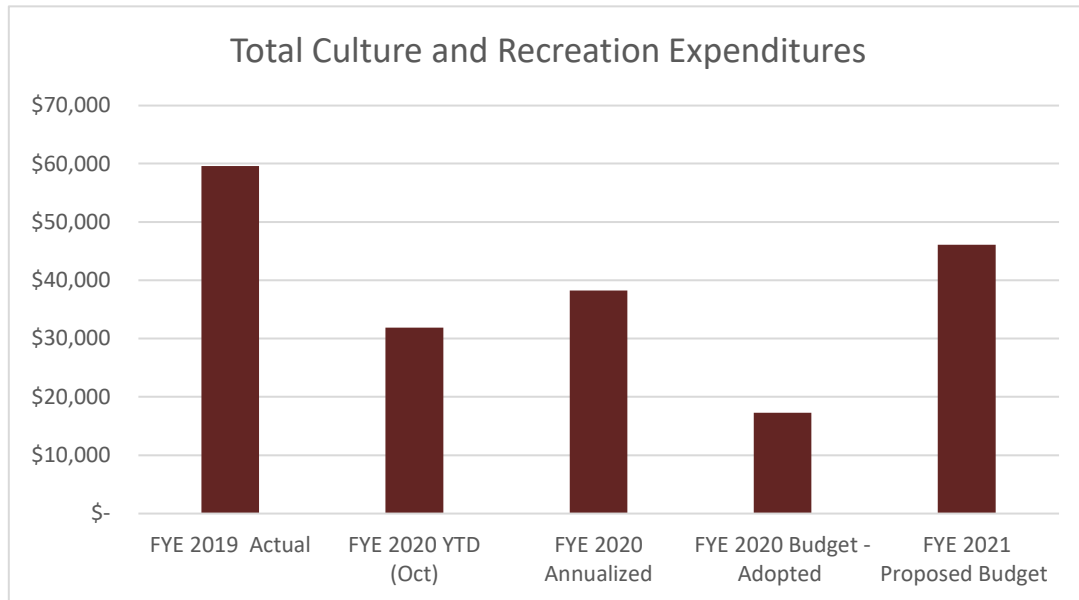
Account Description	FYE 2019 Actual	FYE 2020 YTD (Oct)	FYE 2020 Annualized	FYE 2020 Budget - Adopted	FYE 2021 Proposed Budget
4200-51.1100 Regular employees	29,878	43,050	51,660	43,300	95,900
4200-51.2100 Group insurance	4,909	4,591	5,509	6,000	18,000
4200-51.2200 Social Security (FICA) contributions	2,653	4,086	4,903	3,400	6,600
4200-51.2400 Retirement contributions	365	139	166	1,300	2,600
4200-51.2700 Workers' compensation	1,275	2,432	2,919	700	1,300
4200-52.1200 Professional	2,400	18,196	21,835	22,500	7,000
4200-52.2110 Disposal	452	-	-	-	-
4200-52.2140 Lawn care	11,180	-	-	-	-
4200-52.2200 Repairs/maintenance	131,507	7,891	9,469	54,000	128,000
4200-52.2320 Rental-equip/vehicles	999	-	-	-	-
4200-52.3200 Communications	602	540	648	800	1,100
4200-52.3300 Advertising	-	-	-	1,500	-
4200-52.3600 Dues and Fees	-	834	1,000	-	1,500
4200-52.3700 Education & Training	-	-	-	500	500
4200-53.1100 Supplies and materials	15,478	5,588	6,706	20,000	20,000
4200-53.1220 Natural gas	916	-	-	-	-
4200-53.1230 Electricity	31,821	-	-	-	-
4200-53.1270 Gasoline	4,246	3,541	4,250	3,000	6,000
4200-53.1600 Small equipment	6,054	499	599	1,500	6,000
4200-54.1400 Infrastructure	11,500	-	-	-	-
4200-54.2100 Machinery	-	-	-	-	51,000
<b>Total Public Works Expenditures</b>	<b>256,235</b>	<b>91,386</b>	<b>109,663</b>	<b>158,500</b>	<b>345,500</b>



**City of Hoschton**  
**FYE 2021 Adopted Budget**  
**December 21, 2020**

***Culture and Recreation***

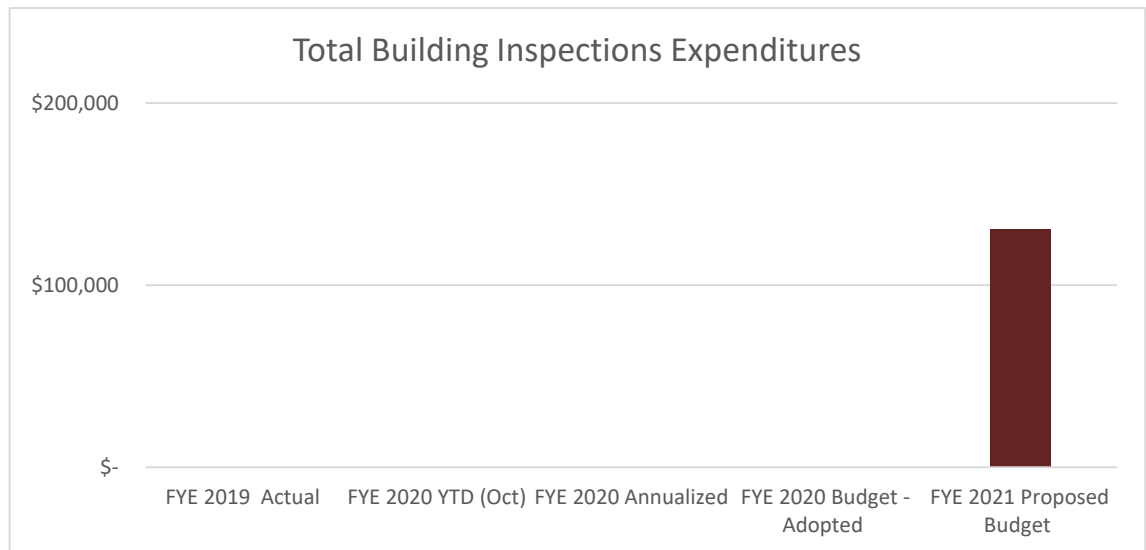
<b>Account Description</b>	<b>FYE 2019 Actual</b>	<b>FYE 2020 YTD (Oct)</b>	<b>FYE 2020 Annualized</b>	<b>FYE 2020 Budget - Adopted</b>	<b>FYE 2021 Proposed Budget</b>
6000-52.2200 Repairs/maintenance	5,325	-	-	200	500
6000-52.3200 Communications	405	-	-	500	500
6000-52.3300 Advertising	1,993	-	-	2,500	2,500
6000-52.3601 Dues and fees	-	-	-	600	600
6000-52.3602 Fall Festival	41,155	25,791	30,950	-	30,000
6000-52.3603 Hoschton special events	3,281	5,752	6,903	10,000	10,000
6000-52.3850 Contract labor	5,656	-	-	1,000	-
6000-53.1100 Supplies and materials	1,773	321	385	1,500	1,500
6000-53.1600 Small equipment	-	-	-	1,000	500
<b>Total Culture and Recreation Expenditures</b>	<b>59,589</b>	<b>31,865</b>	<b>38,238</b>	<b>17,300</b>	<b>46,100</b>



**City of Hoschton**  
**FYE 2021 Adopted Budget**  
**December 21, 2020**

***Building Inspections***

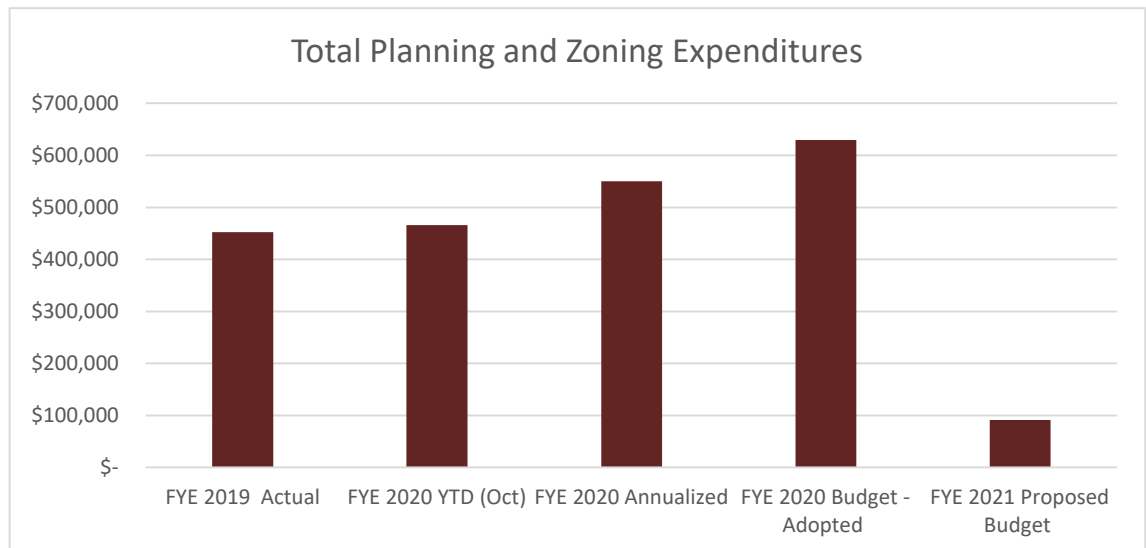
<b>Account Description</b>	<b>FYE 2019 Actual</b>	<b>FYE 2020 YTD (Oct)</b>	<b>FYE 2020 Annualized</b>	<b>FYE 2020 Budget - Adopted</b>	<b>FYE 2021 Proposed Budget</b>
7220-51.1100 Regular employees	-	-	-	-	85,200
7220-51.2100 Group insurance	-	-	-	-	6,000
7220-51.2200 Social Security (FICA) contributions	-	-	-	-	5,800
7220-51.2400 Retirement contributions	-	-	-	-	2,300
7220-51.2700 Workers' compensation	-	-	-	-	1,200
7220-52.1300 Technical	-	-	-	-	14,000
7220-52.2200 Repairs and maintenance	-	-	-	-	1,000
7220-52.3200 Communications	-	-	-	-	2,500
7220-52.3300 Advertising	-	-	-	-	200
7220-52.3400 Printing and Binding	-	-	-	-	250
7220-52.3500 Travel	-	-	-	-	1,000
7220-52.3600 Dues and Fees	-	-	-	-	200
7220-52.3700 Education and Training	-	-	-	-	4,500
7220-53.1100 Supplies and materials	-	-	-	-	2,500
7220-53.1270 Gasoline	-	-	-	-	1,500
7220-53.1600 Small equipment	-	-	-	-	2,500
<b>Total Building Inspections Expenditures</b>	-	-	-	-	<b>130,650</b>



**City of Hoschton**  
**FYE 2021 Adopted Budget**  
**December 21, 2020**

***Planning and Zoning***

<b>Account Description</b>	<b>FYE 2019 Actual</b>	<b>FYE 2020 YTD (Oct)</b>	<b>FYE 2020 Annualized</b>	<b>FYE 2020 Budget - Adopted</b>	<b>FYE 2021 Proposed Budget</b>
7400-51.1100 Regular employees	59,351	22,173	26,608	92,800	-
7400-51.2100 Group insurance	6,054	(68)	(81)	9,000	-
7400-51.2200 Social Security (FICA) contributions	5,227	2,481	2,977	7,200	-
7400-51.2400 Retirement contributions	1,732	665	798	2,800	-
7400-51.2700 Workers' compensation	1,112	2,264	2,717	1,500	-
7400-52.1200 Professional	371,808	386,220	463,464	496,000	85,000
7400-52.1300 Technical	3,165	-	-	5,000	-
7400-52.3200 Communications	360	161	193	400	-
7400-52.3300 Advertising	972	2,591	3,109	1,000	2,000
7400-52.3400 Printing and Binding	148	-	-	-	-
7400-52.3500 Travel	96	293	351	1,000	1,000
7400-52.3600 Dues and Fees	107	145	174	1,200	-
7400-52.3700 Education and Training	-	-	-	1,275	1,275
7400-53.1100 Supplies and materials	1,543	1,467	1,761	1,500	1,500
7400-53.1600 Small equipment	948	3,150	3,780	3,000	500
7400-54.2100 Machinery and equipment	-	-	-	6,000	-
7400-54.2200 Vehicles	-	44,643	44,643	-	-
<b>Total Planning and Zoning Expenditures</b>	<b>452,623</b>	<b>466,186</b>	<b>550,495</b>	<b>629,675</b>	<b>91,275</b>



**City of Hoschton**  
**FYE 2021 Adopted Budget**  
**December 21, 2020**

***Transfers***

<b>Account Description</b>	<b>FYE 2019 Actual</b>	<b>FYE 2020 YTD (Oct)</b>	<b>FYE 2020 Annualized</b>	<b>FYE 2020 Budget - Adopted</b>	<b>FYE 2021 Proposed Budget</b>
9000-61.1000 Operating transfers out	25,008	-	-	-	-
<b>Total Transfers</b>	<b>25,008</b>	<b>-</b>	<b>-</b>	<b>-</b>	<b>-</b>

**City of Hoschton**  
**FYE 2021 Adopted Budget**  
**December 21, 2020**

***General Fund Capital Projects***

<b>Project Description</b>	<b>Department</b>	<b>FYE 2021 Proposed Budget</b>
Infill City Square Development Project	Facilities	350,000
	<b>Total General Fund Capital Projects</b>	<b>350,000</b>



**City of Hoschton**  
**FYE 2021 Adopted Budget**  
**December 21, 2020**

***Fund 250 Multiple Grants Fund***

<b>Account Description</b>	<b>FYE 2019 Actual</b>	<b>FYE 2020 YTD (Oct)</b>	<b>FYE 2020 Annualized</b>	<b>FYE 2020 Budget - Adopted</b>	<b>FYE 2021 Proposed Budget</b>
Federal capital grant	-	110,256	110,256	-	-
State operating grant	-	-	-	7,000	6,000
Local grant	4,514	-	-	25,000	52,000
<b>Subtotal Revenues</b>	<b>4,514</b>	<b>110,256</b>	<b>110,256</b>	<b>32,000</b>	<b>58,000</b>
<b>Fund Balance - (Surplus) Use</b>	<b>-</b>	<b>-</b>	<b>-</b>	<b>-</b>	<b>-</b>
<b>Total Revenues</b>	<b>4,514</b>	<b>110,256</b>	<b>110,256</b>	<b>32,000</b>	<b>58,000</b>
Repairs & maintenance	25,008	-	-	25,000	52,000
Supplies and materials	4,514	-	-	7,000	6,000
Site improvements	-	-	-	-	-
Building and improvements	-	-	-	-	-
Vehicles	-	110,256	110,256	-	-
<b>Total Expenditures</b>	<b>29,522</b>	<b>110,256</b>	<b>110,256</b>	<b>32,000</b>	<b>58,000</b>

**City of Hoschton**  
**FYE 2021 Adopted Budget**  
**December 21, 2020**

***Fund 320 & 321 SPLOST Funds***

<b>Account Description</b>	<b>FYE 2019 Actual</b>	<b>FYE 2020 YTD (Oct)</b>	<b>FYE 2020 Annualized</b>	<b>FYE 2020 Budget - Adopted</b>	<b>FYE 2021 Proposed Budget</b>
SPLOST - W/S	202,877	145,824	174,989	175,000	175,000
SPLOST - Recreation	13,525	9,722	11,666	10,000	10,000
SPLOST - Roads	54,101	38,886	46,664	45,000	45,000
Interest	464	93	112	-	400
Subtotal Revenues	<u>270,968</u>	<u>194,525</u>	<u>233,430</u>	<u>230,000</u>	<u>230,400</u>
Fund Balance - (Surplus) Use	-	-	-	(55,000)	(55,400)
Total Revenues	<u>270,968</u>	<u>194,525</u>	<u>233,430</u>	<u>175,000</u>	<u>175,000</u>
Roads SPLOST Repairs & Maintenance	25,008	140,000	140,000	-	-
W/S Transfers Out	490,000	35,000	35,000	175,000	175,000
Total Expenditures	<u>515,008</u>	<u>175,000</u>	<u>175,000</u>	<u>175,000</u>	<u>175,000</u>

**City of Hoschton**  
**FYE 2021 Adopted Budget**  
**December 21, 2020**

***Fund 355 Impact Fees Fund***

<b>Account Description</b>	<b>FYE 2019 Actual</b>	<b>FYE 2020 YTD (Oct)</b>	<b>FYE 2020 Annualized</b>	<b>FYE 2020 Budget - Adopted</b>	<b>FYE 2021 Proposed Budget</b>
Parks and Recreation Impact Fees	-	-	-	-	323,763
Police Impact Fees	-	-	-	-	282,180
Fire Impact Fees	-	-	-	-	237,588
General Government Admin Fees	-	-	-	-	25,305
Interest	-	-	-	-	100
<b>Subtotal Revenues</b>	-	-	-	-	<b>868,936</b>
<b>Fund Balance - (Surplus) Use</b>	-	-	-	-	<b>(100)</b>
<b>Total Revenues</b>	-	-	-	-	<b>868,836</b>
Parks & Recreation - Sites	-	-	-	-	323,763
Police - Sites	-	-	-	-	282,180
Fire - Sites	-	-	-	-	237,588
Transfers Out - General Gov't	-	-	-	-	25,305
<b>Total Expenditures</b>	-	-	-	-	<b>868,836</b>

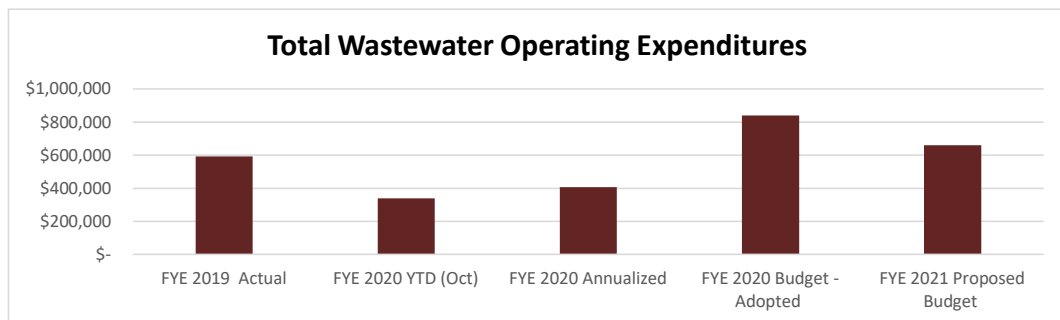
**City of Hoschton**  
**FYE 2021 Adopted Budget**  
**December 21, 2020**

**Fund 505 Water & Sewer**

<b>Account Description</b>	<b>FYE 2019 Actual</b>	<b>FYE 2020 YTD (Oct)</b>	<b>FYE 2020 Annualized</b>	<b>FYE 2020 Budget - Adopted</b>	<b>FYE 2021 Proposed Budget</b>
<b>Revenues</b>					
505-33.1310 Federal capital grants	-	-	-	600,000	600,000
505-33.6000 Local grants	38,308	-	-	-	600,000
505-34.4110 Refuse collection charges	149,366	143,836	172,603	140,000	-
505-34.4210 Water charges	734,873	727,318	872,782	700,000	1,025,000
505-34.4211 Installation water charge (TAP)	442,920	144,000	172,800	615,250	112,500
505-34.4214 Installation water charge (TAP)-Kolter	-	298,000	298,000	-	562,500
505-34.4212 Water reconnection charge	6,420	4,275	5,130	3,000	5,000
505-34.4213 Meter maintenance fees	28,931	19,401	23,281	20,000	20,000
505-34.4255 Sewerage charges	515,420	539,898	647,877	535,000	800,000
505-34.4256 Sewer connection charge (TAP)	-	308,327	308,327	520,000	250,000
505-34.4258 Sewer connection charge (TAP)-Kolter	776,250	-	-	-	1,250,500
505-34.6900 Other fees - late fees	42,405	32,493	38,991	25,000	35,000
505-34.9300 Bad check fees	(198)	(156)	(187)	-	-
505-38.0000 Miscellaneous revenue	-	31,613	37,936	10,000	10,000
505-38.3000 Reimb for damaged property	-	-	-	300	300
505-36.1000 Interest revenues	3,558	2,752	3,302	2,200	55,000
505-36.0000 Investment income - other	-	-	-	50	-
505-37.1001 Developer contribution	23,750	(43,750)	(43,750)	1,903,500	140,000
505-39.1200 Transfers in	490,000	175,000	175,000	175,000	175,000
505-39.3001 Proceeds from issuance of debt	-	311,692	311,692	221,536	-
Subtotal Revenues	3,252,002	2,694,699	3,023,785	5,470,836	5,640,800
Net position - (Surplus) Use	-	-	-	1,635,349	2,868,036
Total Revenues	3,252,002	2,694,699	3,023,785	7,106,185	8,508,836

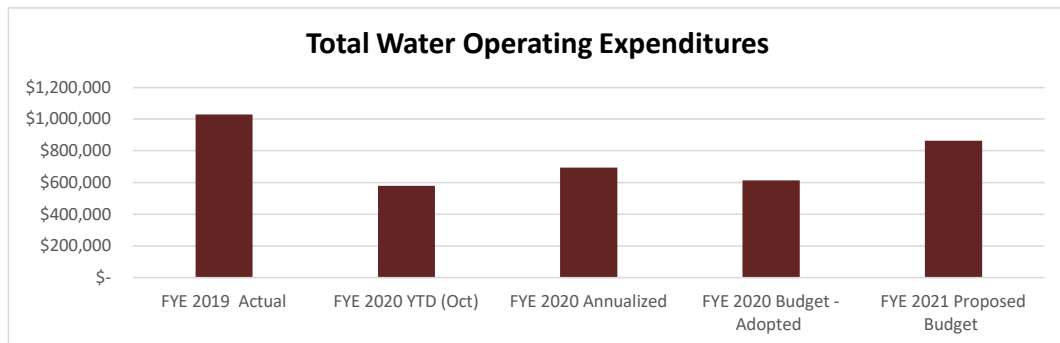
**City of Hoschton**  
**FYE 2021 Adopted Budget**  
**December 21, 2020**

		FYE 2019	FYE 2020	FYE 2020	FYE 2020	FYE 2021
		Actual	YTD (Oct)	Annualized	Budget - Adopted	Proposed Budget
<b>Wastewater Department:</b>						
505-4300-51.1100	Regular employees	134,777	85,889	103,067	155,100	151,200
505-4300-51.2100	Group insurance	9,902	5,829	6,994	10,500	16,900
505-4300-51.2200	Social Security (FICA)	11,734	7,414	8,896	11,900	9,400
505-4300-51.2400	Retirement contributions	3,517	1,916	2,299	4,700	3,700
505-4300-51.2700	Workers' compensation	1,556	3,708	4,449	2,500	1,800
505-4300-51.2900	Other employee benefits	1,069	-	-	1,200	1,200
505-4300-52.1100	Official/administrative	-	4,076	4,892	-	-
505-4300-52.1200	Professional	86,185	47,866	57,439	81,500	60,000
505-4300-52.1201	Professional / P&Z assit/site inspections	8,375	-	-	2,000	-
505-4300-52.1202	Professional / Azalea Subdivision	6,855	-	-	-	-
505-4300-52.1203	Professional / Brighton Park sub	-	-	-	25,000	-
505-4300-52.1204	Professional / Winterset Subdivision	4,530	-	-	-	-
505-4300-52.1300	Technical	3,581	3,239	3,887	25,000	12,000
505-4300-52.2110	Disposal	-	21,576	25,891	20,000	30,000
505-4300-52.2201	Repairs and maintenance	49,838	48,914	58,697	64,000	69,000
505-4300-52.2204	Scada	11,339	-	-	10,000	10,000
505-4300-52.2320	Rental-equip/vehicles	348	348	417	-	-
505-4300-52.3100	Insurance	10,588	12,779	15,334	11,600	14,100
505-4300-52.3200	Communications	7,691	742	890	9,500	1,300
505-4300-52.3300	Advertising	1,598	671	805	200	200
505-4300-52.3500	Travel	499	-	-	1,000	2,000
505-4300-52.3600	Dues and fees	1,817	2,877	3,452	3,630	4,230
505-4300-52.3700	Education and training	658	-	-	1,110	2,000
505-4300-53.1100	Supplies and materials	26,410	20,611	24,733	30,000	30,000
505-4300-53.1230	Electricity	50,345	48,317	57,981	60,000	77,000
505-4300-53.1270	Gasoline	2,679	2,295	2,754	5,500	9,600
505-4300-53.1300	Food	179	100	120	-	-
505-4300-53.1400	Books and periodicals	-	-	-	100	100
505-4300-53.1600	Small equipment	1,020	8,174	9,809	5,000	5,500
505-4300-56.1000	Depreciation	148,114	-	-	300,000	150,000
505-4300-57.3000	Payments to others	-	11,101	13,321	-	-
505-4300-57.5000	Loss on disposal of assets	6,495	-	-	-	-
<b>Total Wastewater Department Expenses</b>		<b>591,699</b>	<b>338,440</b>	<b>406,128</b>	<b>841,040</b>	<b>661,230</b>



**City of Hoschton**  
**FYE 2021 Adopted Budget**  
**December 21, 2020**

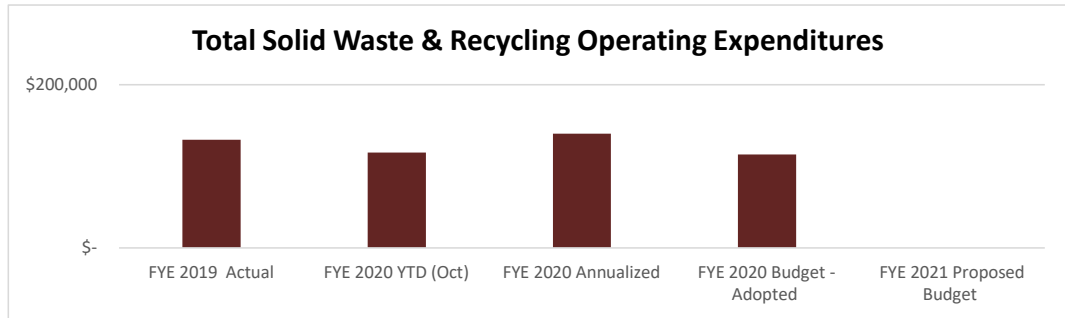
		FYE 2019	FYE 2020	FYE 2020	FYE 2020	FYE 2021
		Actual	YTD (Oct)	Annualized	Budget - Adopted	Proposed Budget
<b>Water Department:</b>						
505-4400-51.1100	Regular employees	125,973	92,294	110,753	142,600	222,600
505-4400-51.2100	Group insurance	9,886	7,069	8,482	10,500	29,500
505-4400-51.2200	Social Security (FICA)	10,938	8,270	9,924	11,000	14,300
505-4400-51.2400	Retirement contributions	3,834	2,367	2,840	4,300	5,600
505-4400-51.2700	Workers' compensation	1,351	5,052	6,063	2,500	1,800
505-4400-51.2900	Other employee benefits	1,678	-	-	1,200	1,200
505-4400-52.1200	Professional	65,098	46,541	55,849	70,500	60,000
505-4400-52.1201	MS4	90,140	31,790	38,148	65,000	40,000
505-4400-52.1300	Technical	4,580	1,770	2,124	16,000	11,000
505-4400-52.2200	Repairs and maintenance	49,786	9,665	11,598	30,000	25,000
505-4400-52.2204	Scada	-	-	-	2,100	12,000
505-4400-52.2320	Rental-equip/vehicles	348	348	417	-	-
505-4400-52.3200	Communications	3,009	7,598	9,117	8,300	9,000
505-4400-52.3300	Advertising	67	655	786	100	100
505-4400-52.3400	Printing and binding	846	360	432	100	100
505-4400-52.3500	Travel	803	1,278	1,533	1,000	2,000
505-4400-52.3600	Dues and fees	1,662	3,475	4,170	2,400	3,500
505-4400-52.3700	Education and training	424	-	-	1,000	2,000
505-4400-52.3850	Contract labor	11,430	-	-	-	-
505-4400-53.1100	Supplies and materials	74,172	69,612	83,534	50,000	75,000
505-4400-53.1510	Water purchased for resale	178,864	137,921	165,505	162,000	180,000
505-4400-53.1230	Electricity	156	2,137	2,565	22,500	5,000
505-4400-53.1270	Gasoline	2,685	2,038	2,446	4,800	8,000
505-4400-53.1300	Food	-	41	49	-	-
505-4400-53.1600	Small equipment	1,006	1,396	1,675	5,000	5,000
505-4400-56.1000	Depreciation	175,083	-	-	-	150,000
505-4400-57.3000	Payments to others	-	8,750	10,500	-	-
505-4400-57.5000	Loss on disposal of assets	36,964	-	-	-	-
<b>Total Water Department Expenses</b>		<b>1,029,649</b>	<b>578,347</b>	<b>694,017</b>	<b>612,900</b>	<b>862,700</b>



**City of Hoschton**  
**FYE 2021 Adopted Budget**  
**December 21, 2020**

	FYE 2019 Actual	FYE 2020 YTD (Oct)	FYE 2020 Annualized	FYE 2020 Budget - Adopted	FYE 2021 Proposed Budget
<b>Solid Waste and Recycling Department*:</b>					
505-4500-52.2110 Disposal	132,693	117,025	140,430	114,900	-
<b>Total Solid Waste and Recycling Dept Expenses</b>	<b>132,693</b>	<b>117,025</b>	<b>140,430</b>	<b>114,900</b>	<b>-</b>

\*Included in Fund 540 starting in FYE2021



	FYE 2019 Actual	FYE 2020 YTD (Oct)	FYE 2020 Annualized	FYE 2020 Budget - Adopted	FYE 2021 Proposed Budget
<b>Water &amp; Sewer Fund:</b>					
Total Operating Expense Budget	1,754,041	1,033,812	1,240,574	1,568,840	1,523,930
Operating Income (Loss)	541,291	765,617	859,141	466,710	3,439,370

**City of Hoschton**  
**FYE 2021 Adopted Budget**  
**December 21, 2020**

**Water & Sewer Fund Capital Projects Budget**

	FYE 2019 Actual	FYE 2020 YTD (Oct)	FYE 2020 Annualized	FYE 2020 Budget - Adopted	FYE 2021 Proposed Budget
<b>Wastewater Department:</b>					
505-4300-54.1400B	31,000	87,598	105,117	1,618,397	2,300,000
505-4300-54.1400C	116,665	898,124	1,077,749	1,001,990	-
505-4300-54.1400E	-	-	-	410,000	710,000
505-4300-54.1400F	5,500	31,560	37,872	854,500	825,000
505-4300-54.1400O	-	-	-	50,000	15,000
505-4300-54.2100	-	44,066	52,879	44,000	78,000
505-4300-54.2200	-	39,377	47,252	-	-
505-4300-54.2500	-	3,500	4,200	-	-
<b>Total Wastewater Capital Projects</b>	<b>153,165</b>	<b>1,104,224</b>	<b>1,325,069</b>	<b>3,978,887</b>	<b>3,928,000</b>
<b>Water Department:</b>					
505-4400-54.1400G	223,626	42,318	50,781	222,416	150,000
505-4400-54.1400H	11,070	1,155	1,386	-	-
505-4400-54.1400I	-	-	-	520,000	1,500,000
505-4400-54.1400J	-	-	-	25,000	-
505-4400-54.1400K	34,900	21,690	26,028	18,200	25,000
505-4400-54.1400N	-	-	-	125,000	-
505-4400-54.1400O	-	-	-	-	750,000
505-4400-54.2100	-	15,624	18,749	213,285	210,000
<b>Total Water Capital Projects</b>	<b>269,596</b>	<b>116,352</b>	<b>96,944</b>	<b>1,123,901</b>	<b>2,635,000</b>
<b>Total Capital Projects Budget</b>	<b>422,761</b>	<b>1,220,576</b>	<b>1,422,013</b>	<b>5,102,788</b>	<b>6,563,000</b>
<b>Debt Service:</b>					
505-58.1000	232,947	126,962	152,354	299,616	305,487
505-58.1100	12,000	12,000	14,400	12,000	-
505-58.2000	124,784	62,586	75,104	122,341	116,419
505-58.2100	1,200	368	442	600	-
<b>Total Debt Service Expenses</b>	<b>370,930</b>	<b>201,916</b>	<b>242,300</b>	<b>434,557</b>	<b>421,906</b>
<b>Total Operating, Capital, and Debt Service Expenses</b>	<b>2,547,732</b>	<b>2,456,305</b>	<b>2,904,887</b>	<b>7,106,185</b>	<b>8,508,836</b>
<b>Net Change in Net Position</b>	<b>704,270</b>	<b>238,394</b>	<b>118,897</b>	<b>-</b>	<b>(0)</b>



**City of Hoschton  
FYE 2021 Adopted Budget  
December 21, 2020**

**Fund 540 Solid Waste Fund\***

		FYE 2019	FYE 2020	FYE 2020	FYE 2020	FYE 2021
<b>Account Description</b>		<b>Actual</b>	<b>YTD (Oct)</b>	<b>Annualized</b>	<b>Budget - Adopted</b>	<b>Proposed Budget</b>
540-0000-34.4110	Refuse collection charges	-	-	-	-	230,000
	Subtotal Revenues	-	-	-	-	230,000
	Net position - (Surplus) Use	-	-	-	-	(45,000)
	Total Revenues	-	-	-	-	185,000
	*Sanitation was included in Fund 505 in prior years					
		FYE 2019	FYE 2020	FYE 2020	FYE 2020	FYE 2021
<b>Solid Waste and Recycling Department*:</b>		<b>Actual</b>	<b>YTD (Oct)</b>	<b>Annualized</b>	<b>Budget - Adopted</b>	<b>Proposed Budget</b>
540-4500-52.2110	Disposal	-	-	-	-	185,000
	Total Solid Waste and Recycling	-	-	-	-	185,000
	Total Operating Expense Budget	-	-	-	-	185,000
	Operating Income (Loss)	-	-	-	-	-

\*Included in Fund 505 in prior years

